iHFG Standard Components

Room Layout Sheet

Room Name: **Operating Room - Robotic, 80m2**

RLS Room Code: **or-rob-80-i**

RDS Room Code: **or-rob-80-i**

ANMM	ANAESTHETIC - MACHINE WITH ANAESTHETIC MONITOR
AV	AUDIO VISUAL OUTLET
AV/DC	AUDIO VISUAL OUTLET - DIRECT CONNECTION
BH	BULKHEAD
BLVI	BLIND - VENETIAN, INTEGRAL
BNR	BENCH - RESINATE
BRCCM	BRACKET - CARDIAC MONITOR
BS1	BOWL STAND - SINGLE
CARP	CARDIAC PROTECTED
CBT/BFW	CABINET - BLANKET/ FLUID WARMING
CBT/SER	CABINET - SERVER, OPERATING THEATRE INTEGRATION
CBT/STO	CABINET - STORAGE, OPERATING THEATRE INSTRUMENT
CHR/A	CHAIR - ANAESTHETIST
CMP	COMPUTER
COM/1	COMMUNICATION OUTLET - SINGLE
COM/2	COMMUNICATION OUTLET - DOUBLE
COM/DC	COMMUNICATION OUTLET - DIRECT CONNECTION
CONP/SR	CONTROL PANEL - SURGICAL, RECESSED
DCE	DIRECT CONNECTION - EMERGENCY POWER SUPPLY
DCU/1	DIRECT CONNECTION - UNINTERRUPTED POWER SUPPLY, SINGLE
DDG	DISPENSER - DISPOSABLE GLOVES
DFP	DOOR AND DOOR FRAME PROTECTION
DFR	DEFIBRILLATOR
EC	EMERGENCY CALL
ESU	ELECTRO SURGICAL UNIT
HHU	HYPO-HYPERTHERMIA UNIT
iGL	INTELLIGENT GLASS OR APPROVED ALTERNATE
IVS	IV STAND - MOBILE
KB	KICKBUCKET & STAND
L/CCD	LIGHT - COLOUR CORRECTED, DIMMABLE
L/LA	LIGHT - 'LASER IN USE'
L/O2M	LIGHT - OPERATING, 2-ARM, 1 LIGHT / 1 MONITOR
L/O3CM2	LIGHT - OPERATING, 3-ARM, 1 LIGHT WITH CAMERA / 2 MONITORS
LIND/S	LINEN CARRIER - DIRTY, SINGLE
LSE	LAPROSCOPIC SURGICAL EQUIPMENT
MA	MEDICAL AIR
MON/C	MONITOR - CARDIAC
MON/D	MONITOR - DISPLAY
MON/TS	MONITOR - TOUCH SCREEN
O2	OXYGEN
OP/R	OBSERVATION PANEL - RADIATION SHIELDING
OPC	ORDERLY/ PORTER CALL
OTA/M	OPERATING TABLE - MOBILE, ELECTRIC
PC2	PLASTERBOARD CORNICE, FLUSHED COVED
PO/1-32A	POWER OUTLET - SINGLE, 32 AMPS
PO/1I	ISOLATED POWER SUPPLY - SINGLE
PO/2E	POWER OUTLET - EMERGENCY, DOUBLE
PO/2U	UNINTERRUPTED POWER SUPPLY - DOUBLE
PO/C	POWER OUTLET - CLEANER'S
PTZ	PAN-TILT-ZOOM CAMERA
PU/IN1	PUMP - INFUSION, SINGLE
PU/IR	PUMP - INFUSION, RAPID
PU/S	PUMP - SYRINGE
PU/SAM	PUMP - SUCTION, ASPIRATOR, MOBILE
PU/SAP	PUMP - SUCTION, ASPIRATOR, PORTABLE
RAG	RETURN AIR GRILLE
ROSS1	ROBOTIC SURGICAL SYSTEM - SURGEON CONSOLE
ROSS2	ROBOTIC SURGICAL SYSTEM - SURGICAL CART
ROSS3	ROBOTIC SURGICAL SYSTEM - VISION CART
S	SUCTION
SA	SURGICAL AIR
SAC	STAFF ASSIST CALL
SB	SUCTION BOTTLE
SBC	SUCTION BOTTLE CARRIER
SC	SCAVENGE OUTLET
SK4	FLOOR VINYL COVED SKIRTING
SME	SMOKE EVACUATOR
ST/O	STOOL - OPERATING, MOBILE
SUP/A	SUPPLY UNIT - ANAESTHETIC
SUP/S	SUPPLY UNIT - SURGICAL
T/A	TROLLEY - ANAESTHETIC
T/AMD	TROLLEY - AUTOMATED MEDICATION DISPENSING
T/G	TROLLEY - GOWNS
T/I	TROLLEY - INSTRUMENT
T/R	TROLLEY - RESUSCITATION, ADULT
TA/DC	TOOL AIR - DIRECT CONNECTION
TB/MY	TABLE - MAYO
TP/HH	TELEPHONE - HANDSET, HANDSFREE
V1	VINYL FLOORING, STANDARD SLIP RESISTANT
WP/A	WAVE PAD ACCESS
WP/SSP	WALL PANEL, SS, PREFINISHED, POWDER COATED

SUPPLY UNIT - ANAESTHETIC (SUP/A)
- 4 x AV (2 PER ARM)
- 4 x COM/2 (2 PER ARM)
- 2 x O2 (1 PER ARM)
- 2 x N2O (1 PER ARM)
- 1 x MA
- 2 x S (1 PER ARM)
- 2 x SC (1 PER ARM)
- 1 x EC
- 1 x SAC
- 1 x OPC (OPTIONAL)
- 12 x PO/1I (6 PER ARM)
- 1 x DCE
- 1 x TA/DC (FOR SUPPLY UNIT BRAKES)

SUPPLY UNIT - SURGICAL (SUP/S)
- 4 x AV
- 4 x COM/2
- 2 x O2
- 1 x MA
- 2 x S
- 2 x SA (FOR DRILLS)
- 1 x CO2 (OPTIONAL)
- 12 x PO/1I
- 1 x DCE
- 1 x TA/DC (FOR SUPPLY UNIT BRAKES)

L/O2M (IN CEILING OUTLETS)
- 1 x AV (MON/D)
- 1 x COM/2 (MON/D)
- 1 x DCU/1
- 1 x PO/2U (MON/D)

L/O3CM2 (IN CEILING OUTLETS)
- 2 x AV (MON/D & MON/TS)
- 2 x COM/2 (MON/D & MON/TS)
- 1 x DCU/1
- 2 x PO/2U (MON/D & MON/TS)
- 1 x COM/DC (IN LIGHT CAMERA)

CONP/SR
- 1 x DCU/1
- 1 x COM/DC

MON/D 55" (BOTH)
- 2 x AV (1 PER MONITOR)
- 2 x COM/2 (1 PER MONITOR)
- 2 x PO/2U (1 PER MONITOR)

MON/TS (WALL MOUNTED FULLY RECESSED)
- 1 x AV
- 1 x COM/2
- 1 x PO/2U

PTZ, (IN CEILING OUTLETS)
- 1 x COM/DC
- 1 x DCU/1

NOTE:
RADIATION SHIELDING REQUIREMENTS TO BE PROVIDED BY A QUALIFIED RADIATION SHIELDING CONSULTANT

NOTE:
NUMBER OF REQUIRED SERVICES PER PENDANT TO BE ADJUSTED TO MEET PROJECT REQURIEMENTS BUT NOT TO BE LESS THAN THE NUMBERS SHOWN HERE.

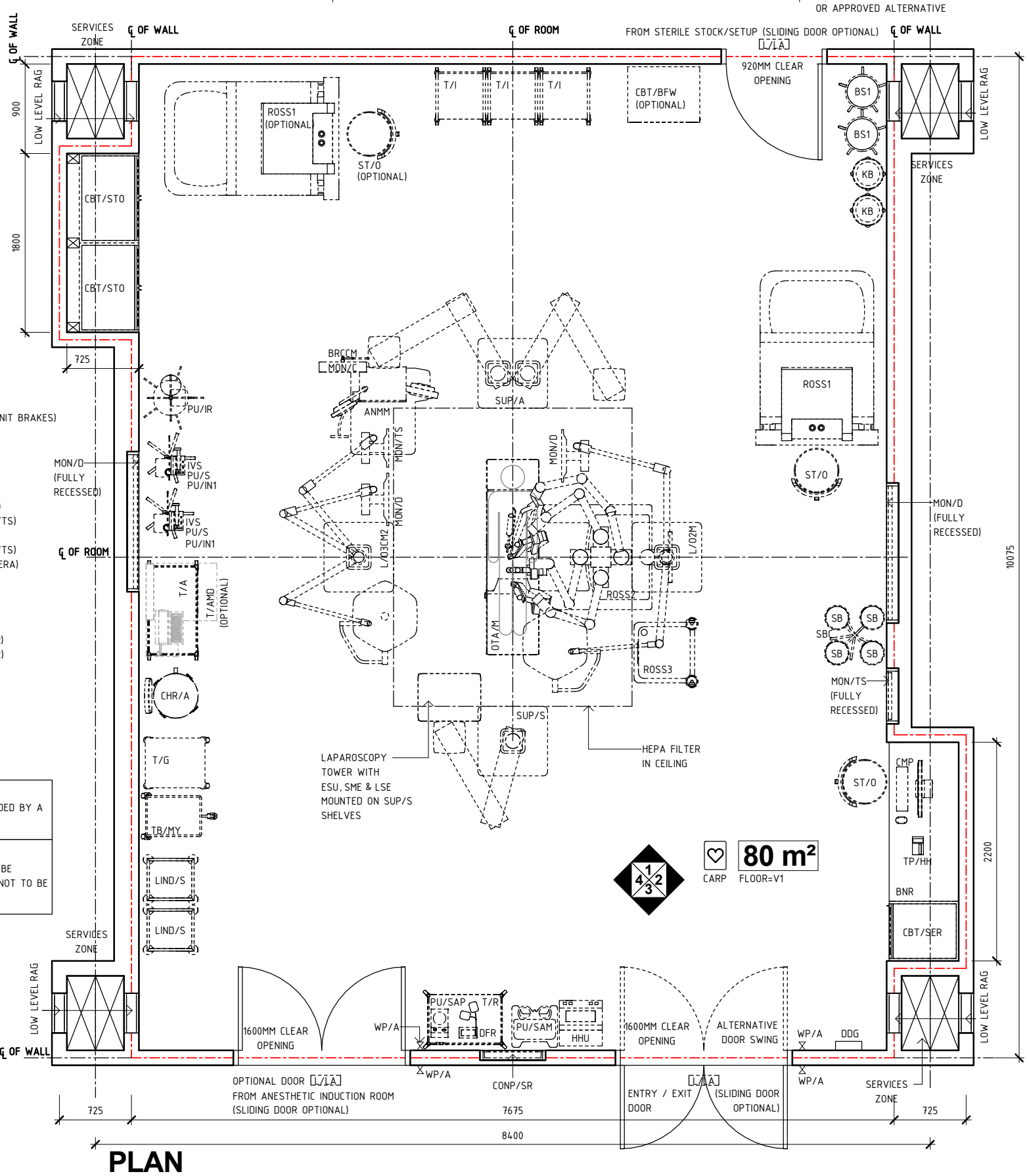

PLAN

REV	DESCRIPTION	DATE	BY	REV	DESCRIPTION	DATE	BY
1	FIRST ISSUE	17.11.23	AK				

COMPATIBILITY: iHFG

DESIGNED	APPROVED	DATE	SCALE(S)	SHEET
AK	RH	17.11.23	1 : 50	1 OF 6

REVIT FILE NAME	PAPER DRAWING ID	ISSUE
or-rob-80-i	or-rob-80-i-1	1

iHFG International Health Facility Guidelines

International Health Facility Guidelines at:
www.healthdesign.com.au/ihfg
Editable version of Standard Components on Health Facility Briefing System (HFBS) at:
www.healthdesign.com.au ©TAHPI

ISO9001 QUALITY MANAGEMENT SYSTEM

This document is for advisory purpose only

iHFG Standard Components

Room Layout Sheet

Room Name: **Operating Room - Robotic, 80m2**

RLS Room Code: **or-rob-80-i**

RDS Room Code: or-rob-80-i

AV	AUDIO VISUAL OUTLET
BH	BULKHEAD
BLVI	BLIND - VENETIAN, INTEGRAL
BNR	BENCH - RESINATE
BS1	BOWL STAND - SINGLE
CBT/BFW	CABINET - BLANKET/ FLUID WARMING
CBT/SER	CABINET - SERVER, OPERATING THEATRE INTEGRATION
CBT/STO	CABINET - STORAGE, OPERATING THEATRE INSTRUMENT
CMP	COMPUTER
COM/1	COMMUNICATION OUTLET - SINGLE
COM/2	COMMUNICATION OUTLET - DOUBLE
DFP	DOOR AND DOOR FRAME PROTECTION
iGL	INTELLIGENT GLASS OR APPROVED ALTERNATE
KB	KICKBUCKET & STAND
L/O2M	LIGHT - OPERATING, 2-ARM, 1 LIGHT / 1 MONITOR
MON/D	MONITOR - DISPLAY
MON/TS	MONITOR - TOUCH SCREEN
OP/R	OBSERVATION PANEL - RADIATION SHIELDING
PC2	PLASTERBOARD CORNICE, FLUSHED COVED
PO/1-32A	POWER OUTLET - SINGLE, 32 AMPS
PO/1I	ISOLATED POWER SUPPLY - SINGLE
PO/2E	POWER OUTLET - EMERGENCY, DOUBLE
PO/2U	UNINTERRUPTED POWER SUPPLY - DOUBLE
PTZ	PAN-TILT-ZOOM CAMERA
RAG	RETURN AIR GRILLE
ROSS1	ROBOTIC SURGICAL SYSTEM - SURGEON CONSOLE
SB	SUCTION BOTTLE
SBC	SUCTION BOTTLE CARRIER
SK4	FLOOR VINYL COVED SKIRTING
T/I	TROLLEY - INSTRUMENT
TP/HH	TELEPHONE - HANDSET, HANDSFREE
WP/SSP	WALL PANEL, SS, PREFINISHED, POWDER COATED OR APPROVED ALTERNATIVE

NOTE:
RADIATION SHIELDING REQUIREMENTS TO BE PROVIDED BY A QUALIFIED RADIATION SHIELDING CONSULTANT

NOTE:
NUMBER OF REQUIRED SERVICES PER PENDANT TO BE ADJUSTED TO MEET PROJECT REQURIEMENTS BUT NOT TO BE LESS THAN THE NUMBERS SHOWN HERE.

SUPPLY UNIT - ANAESTHETIC (SUP/A)	4 x AV (2 PER ARM) 4 x COM/2 (2 PER ARM) 2 x O2 (1 PER ARM) 2 x N2O (1 PER ARM) 1 x MA 2 x S (1 PER ARM) 2 x SC (1 PER ARM) 1 x EC 1 x SAC 1 x OPC (OPTIONAL) 12 x PO/1I (6 PER ARM) 1 x DCE 1 x TA/DC (FOR SUPPLY UNIT BRAKES)
SUPPLY UNIT - SURGICAL (SUP/S)	4 x AV 4 x COM/2 2 x O2 1 x MA 2 x S 2 x SA (FOR DRILLS) 1 x CO2 (OPTIONAL) 12 x PO/1I 1 x DCE 1 x TA/DC (FOR SUPPLY UNIT BRAKES)
L/O2M (IN CEILING OUTLETS)	1 x AV (MON/D) 1 x COM/2 (MON/D) 1 x DCU/1 1 x PO/2U (MON/D)
L/O3CM2 (IN CEILING OUTLETS)	2 x AV (MON/D & MON/TS) 2 x COM/2 (MON/D & MON/TS) 1 x DCU/1 2 x PO/2U (MON/D & MON/TS) 1 x COM/DC (IN LIGHT CAMERA)
CONP/SR	1 x DCU/1 1 x COM/DC
MON/D 55" (BOTH)	2 x AV (1 PER MONITOR) 2 x COM/2 (1 PER MONITOR) 2 x PO/2U (1 PER MONITOR)
MON/TS (WALL MOUNTED FULLY RECESSED)	1 x AV 1 x COM/2 1 x PO/2U
PTZ, (IN CEILING OUTLETS)	1 x COM/DC 1 x DCU/1

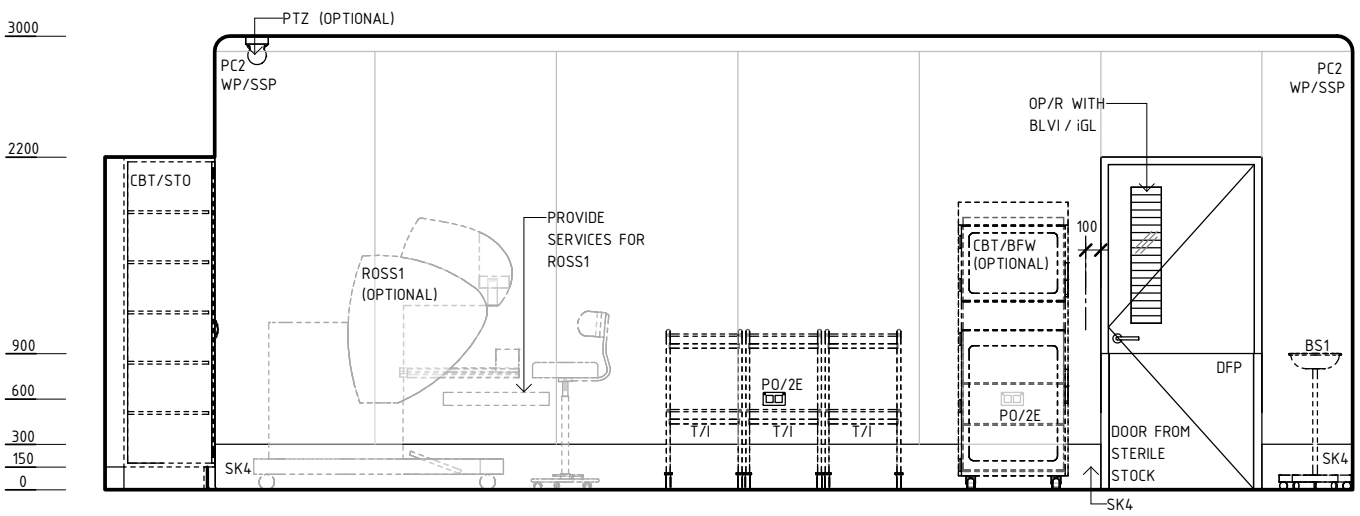

ELEVATION 1

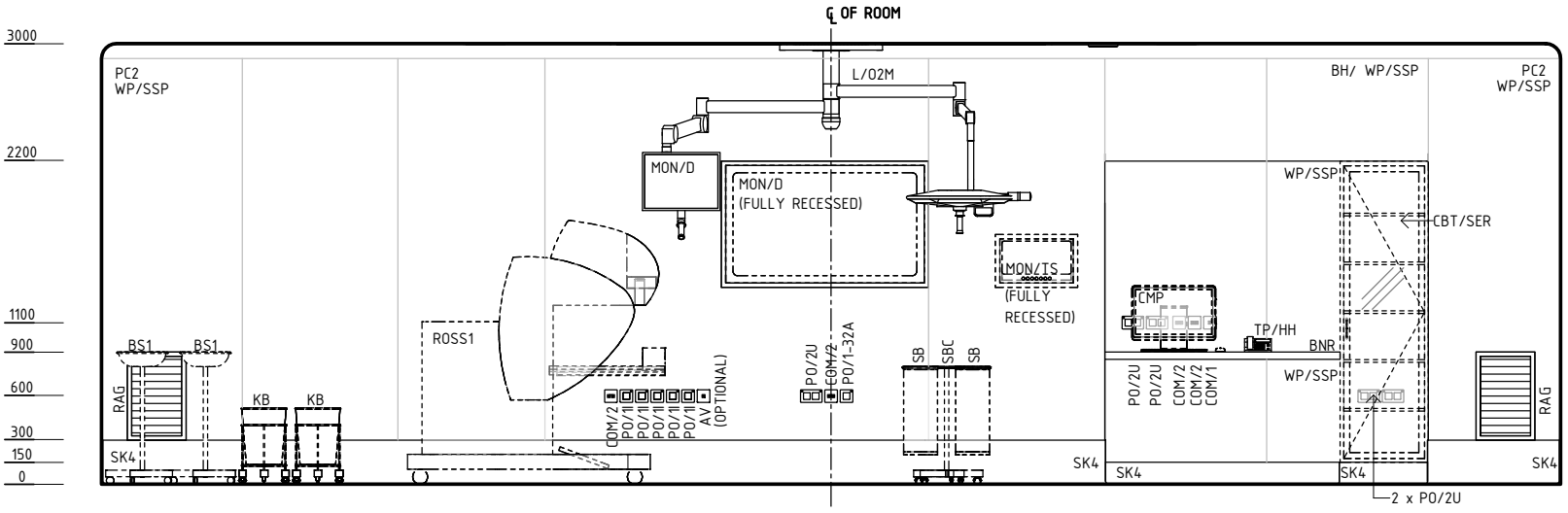

ELEVATION 2

REV	DESCRIPTION	DATE	BY	REV	DESCRIPTION	DATE	BY
1	FIRST ISSUE	17.11.23	AK				

COMPATIBILITY: iHFG

International Health Facility Guidelines

International Health Facility Guidelines at:
www.healthdesign.com.au/ihfg
Editable version of Standard Components on Health Facility Briefing System (HFBS) at:
www.healthdesign.com.au ©TAHPI

ISO9001 QUALITY MANAGEMENT SYSTEM

DESIGNED	APPROVED	DATE	SCALE(S)	SHEET
AK	RH	17.11.23	1 : 50	2 OF 6

REVIT FILE NAME	PAPER DRAWING ID	ISSUE
or-rob-80-i	or-rob-80-i-2	1

This document is for advisory purpose only

iHFG Standard Components

Room Layout Sheet

Room Name	Operating Room - Robotic, 80m2	RLS Room Code	or-rob-80-i
		RDS Room Code	or-rob-80-i

BH	BULKHEAD
BLVI	BLIND - VENETIAN, INTEGRAL
BNR	BENCH - RESINATE
CBT/SER	CABINET - SERVER, OPERATING THEATRE INTEGRATION
CBT/STO	CABINET - STORAGE, OPERATING THEATRE INSTRUMENT
CHR/A	CHAIR - ANAESTHETIST
CMP	COMPUTER
COM/1	COMMUNICATION OUTLET - SINGLE
COM/2	COMMUNICATION OUTLET - DOUBLE
CONP/SR	CONTROL PANEL - SURGICAL, RECESSED
DDG	DISPENSER - DISPOSABLE GLOVES
DFP	DOOR AND DOOR FRAME PROTECTION
DFR	DEFIBRILLATOR
HHU	HYPO-HYPERTHERMIA UNIT
iGL	INTELLIGENT GLASS OR APPROVED ALTERNATE
IVS	IV STAND - MOBILE
LIND/S	LINEN CARRIER - DIRTY, SINGLE
MON/D	MONITOR - DISPLAY
OP/R	OBSERVATION PANEL - RADIATION SHIELDING
PC2	PLASTERBOARD CORNICE, FLUSHED COVED
PO/2E	POWER OUTLET - EMERGENCY, DOUBLE
PO/2U	UNINTERRUPTED POWER SUPPLY - DOUBLE
PO/C	POWER OUTLET - CLEANER'S
PTZ	PAN-TILT-ZOOM CAMERA
PU/IN1	PUMP - INFUSION, SINGLE
PU/IR	PUMP - INFUSION, RAPID
PU/S	PUMP - SYRINGE
PU/SAM	PUMP - SUCTION, ASPIRATOR, MOBILE
PU/SAP	PUMP - SUCTION, ASPIRATOR, PORTABLE
RAG	RETURN AIR GRILLE
SK4	FLOOR VINYL COVED SKIRTING
T/AMD	TROLLEY - AUTOMATED MEDICATION DISPENSING
T/G	TROLLEY - GOWNS
T/R	TROLLEY - RESUSCITATION, ADULT
TB/MY	TABLE - MAYO
WP/A	WAVE PAD ACCESS
WP/SSP	WALL PANEL, SS, PREFINISHED, POWDER COATED OR APPROVED ALTERNATIVE

SUPPLY UNIT - ANAESTHETIC (SUP/A)	4 x AV (2 PER ARM) 4 x COM/2 (2 PER ARM) 2 x O2 (1 PER ARM) 2 x N2O (1 PER ARM) 1 x MA 2 x S (1 PER ARM) 2 x SC (1 PER ARM) 1 x EC 1 x SAC 1 x OPC (OPTIONAL) 12 x PO/1I (6 PER ARM) 1 x DCE 1 x TA/DC (FOR SUPPLY UNIT BRAKES)
SUPPLY UNIT - SURGICAL (SUP/S)	4 x AV 4 x COM/2 2 x O2 1 x MA 2 x S 2 x SA (FOR DRILLS) 1 x CO2 (OPTIONAL) 12 x PO/1I 1 x DCE 1 x TA/DC (FOR SUPPLY UNIT BRAKES)
L/02M (IN CEILING OUTLETS)	1 x AV (MON/D) 1 x COM/2 (MON/D) 1 x DCU/1 1 x PO/2U (MON/D)
L/03CM2 (IN CEILING OUTLETS)	2 x AV (MON/D & MON/TS) 2 x COM/2 (MON/D & MON/TS) 1 x DCU/1 2 x PO/2U (MON/D & MON/TS) 1 x COM/DC (IN LIGHT CAMERA)
CONP/SR	1 x DCU/1 1 x COM/DC
MON/D 55" (BOTH)	2 x AV (1 PER MONITOR) 2 x COM/2 (1 PER MONITOR) 2 x PO/2U (1 PER MONITOR)
MON/TS (WALL MOUNTED FULLY RECESSED)	1 x AV 1 x COM/2 1 x PO/2U
PTZ, (IN CEILING OUTLETS)	1 x COM/DC 1 x DCU/1

NOTE:
RADIATION SHIELDING REQUIREMENTS TO BE PROVIDED BY A QUALIFIED RADIATION SHIELDING CONSULTANT

NOTE:
NUMBER OF REQUIRED SERVICES PER PENDANT TO BE ADJUSTED TO MEET PROJECT REQURIEMENTS BUT NOT TO BE LESS THAN THE NUMBERS SHOWN HERE.

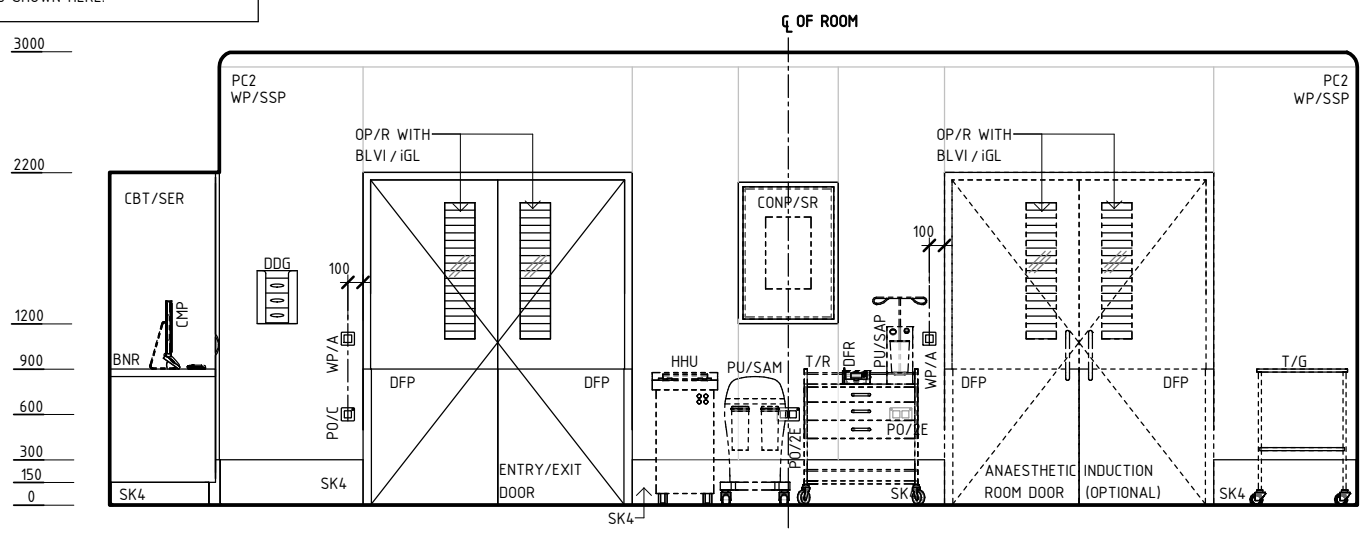

ELEVATION 3

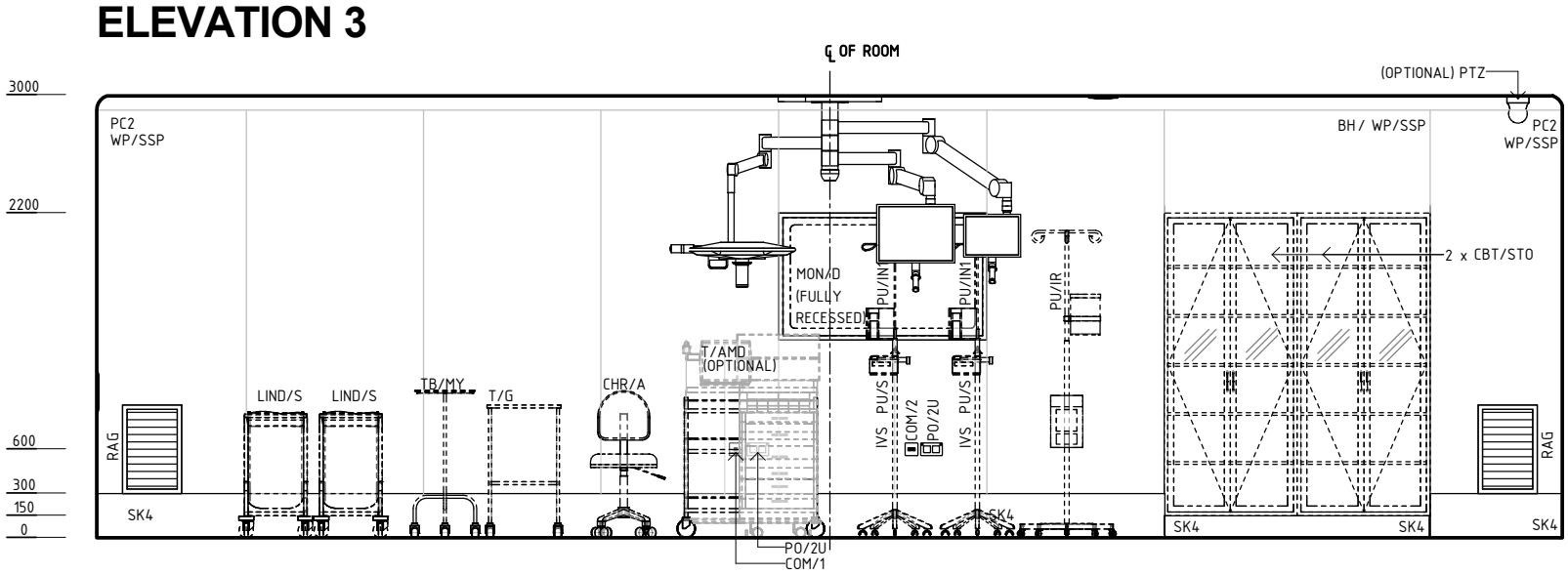

ELEVATION 4

REV	DESCRIPTION	DATE	BY					COMPATIBILITY
								iHFG

DESIGNED	APPROVED	DATE	SCALE(S)	SHEET
AK	RH	17.11.23	1 : 50	3 OF
REVIT FILE NAME		PAPER DRAWING ID		ISSUE
or-rob-80-i		or-rob-80-i-3		

iHFG International Health Facility Guidelines

International Health Facility Guidelines at:
www.healthdesign.com.au/ihfg
Editable version of Standard Components on Health Facility Briefing System (HFBS) at:
www.healthdesign.com.au ©TAHPI

ISO9001 QUALITY MANAGEMENT SYSTEM

This document is for advisory purpose only

iHFG Standard Components

Room Layout Sheet

Room Name | Operating Room - Robotic, 80m2

RLS Room Code: or-rob-80-i

RDS Room Code: or-rob-80-i

GENERAL NOTES:

THIS DRAWING TO BE READ IN CONJUNCTION WITH R.D.S.
(ROOM DATA SHEETS) WHICH TAKES PRECEDENCE.

ALL SERVICES INDICATED ARE INDICATIVE AND SUBJECTED TO
DETAILED PROJECT SPECIFIC ENGINEERING DESIGN.

CEILING LEGEND:

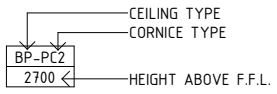

BH/PBSR	BULKHEAD PLASTERBOARD, SCRUB RESISTANT PAINT FINISH
PBSR-PC2	PLASTERBOARD FLUSH SET CEILING, SCRUB RESISTANT PAINT FINISH WITH PLASTERBOARD CORNICE, FLUSHED COVED
—·—	GRID LINE

ELECTRICAL LEGEND:

L/CC	LIGHT - COLOUR CORRECTED
L/CCD	LIGHT - COLOUR CORRECTED, DIMMABLE

MECHANICAL LEGEND:

	HEPA FILTER GRILLE

FIRE SERVICES LEGEND:

	SMOKE DETECTOR
	SPRINKLER

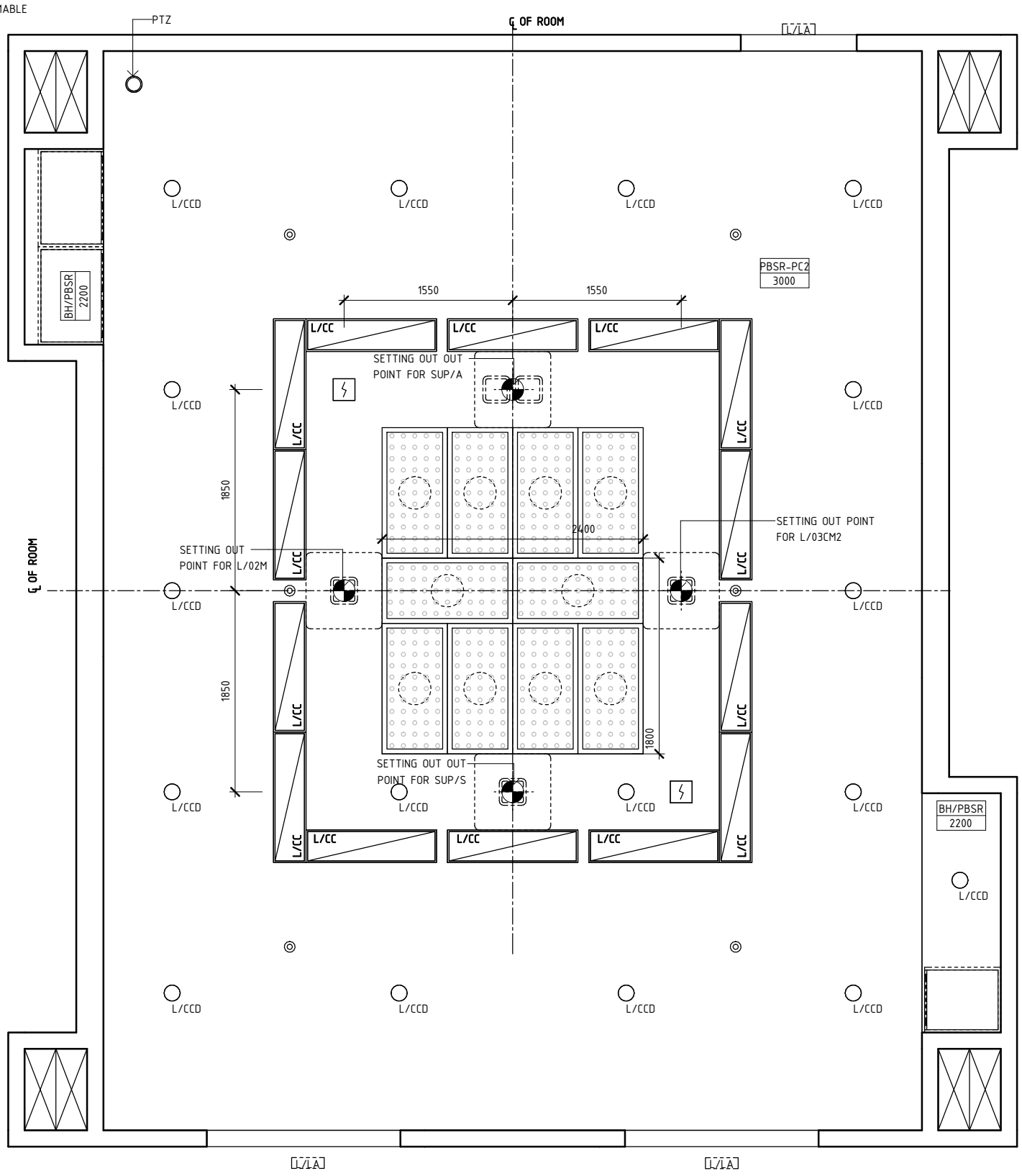

REFLECTED CEILING PLAN

REV	DESCRIPTION	DATE	BY	REV	DESCRIPTION	DATE	BY
1	FIRST ISSUE	17.11.23	AK				

COMPATIBILITY: iHFG

International Health Facility Guidelines

International Health Facility Guidelines at:
www.healthdesign.com.au/ihfg
Editable version of Standard Components on
Health Facility Briefing System (HFBS) at:
www.healthdesign.com.au ©TAHPI

ISO9001 QUALITY MANAGEMENT SYSTEM

DESIGNED	APPROVED	DATE	SCALE(S)	SHEET
AK	RH	17.11.23	1 : 50	4 OF 6

REVIT FILE NAME	PAPER DRAWING ID	ISSUE
or-rob-80-i	or-rob-80-i-4	1

This document is for advisory purpose only

iHFG Standard Components

Room Layout Sheet

Room Name	Operating Room - Robotic, 80m2	RLS Room Code	or-rob-80-i
		RDS Room Code	or-rob-80-i

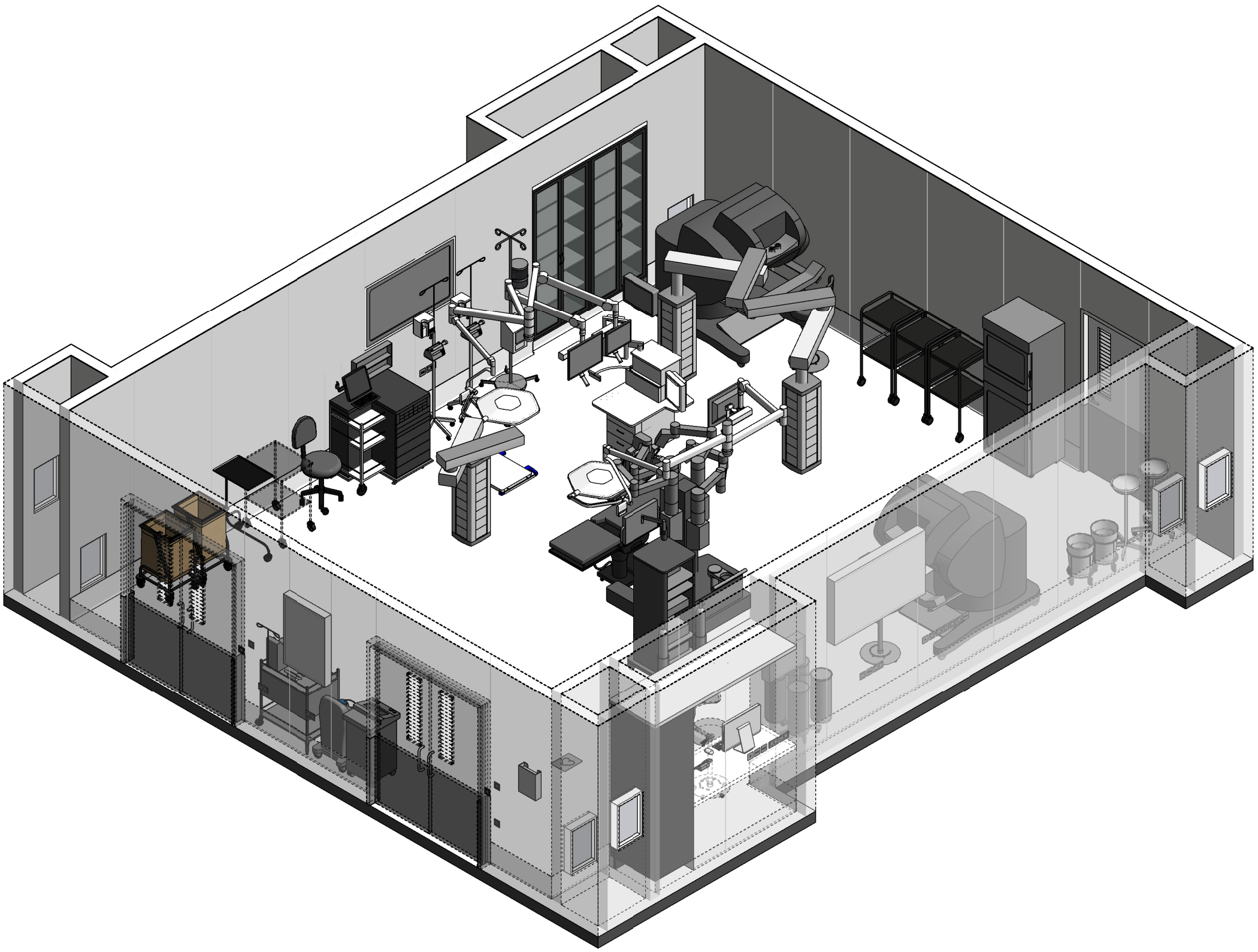

ISOMETRIC VIEW 1

REV	DESCRIPTION	DATE	BY	REV	DESCRIPTION	DATE	BY	COMPATIBILITY
1	FIRST ISSUE	17.11.23	AK					iHFG

This document is for advisory purpose only

iHFG Standard Components

Room Layout Sheet

Room Name	Operating Room - Robotic, 80m2	RLS Room Code	or-rob-80-i
		RDS Room Code	or-rob-80-i

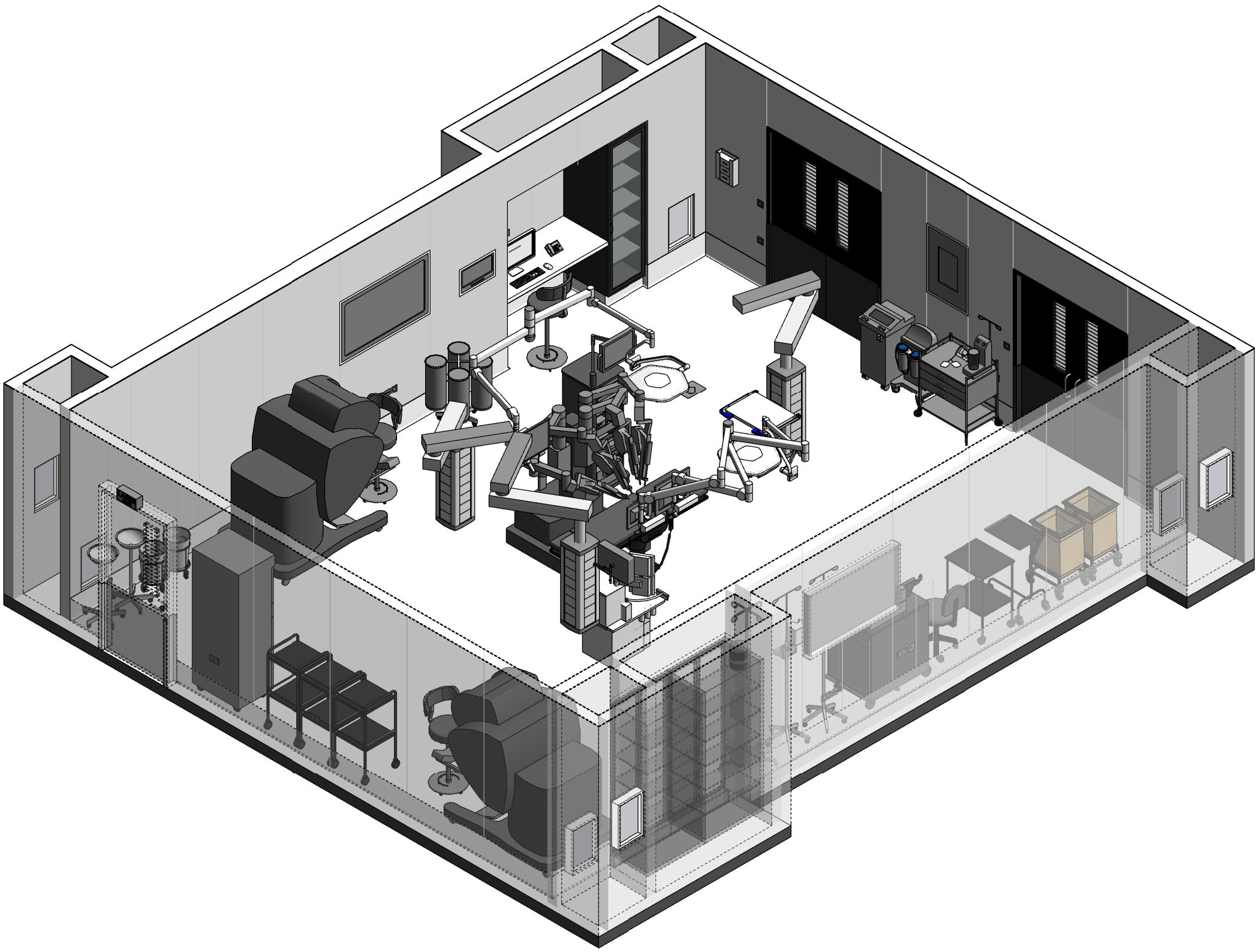

ISOMETRIC VIEW 2

REV	DESCRIPTION	DATE	BY	REV	DESCRIPTION	DATE	BY
1	FIRST ISSUE	17.11.23	AK				

COMPATIBILITY: iHFG

International Health Facility Guidelines

International Health Facility Guidelines at:
www.healthdesign.com.au/ihfg
Editable version of Standard Components on
Health Facility Briefing System (HFBS) at:
www.healthdesign.com.au ©TAHPI

ISO9001 QUALITY MANAGEMENT SYSTEM

DESIGNED	APPROVED	DATE	SCALE(S)	SHEET
AK	RH	17.11.23		6 OF 6
REVIT FILE NAME		PAPER DRAWING ID		ISSUE
or-rob-80-i		or-rob-80-i-6		1

This document is for advisory purpose only