

iHFG Standard Components

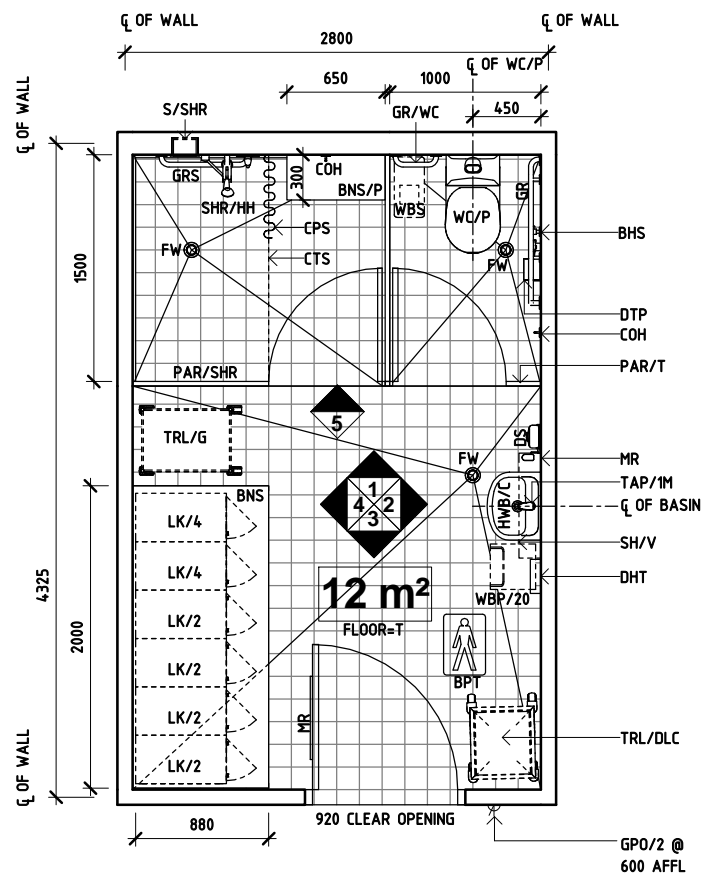
Room Layout Sheet

Room Name | **Change Room - Patient (Male/Female), 12 m²**

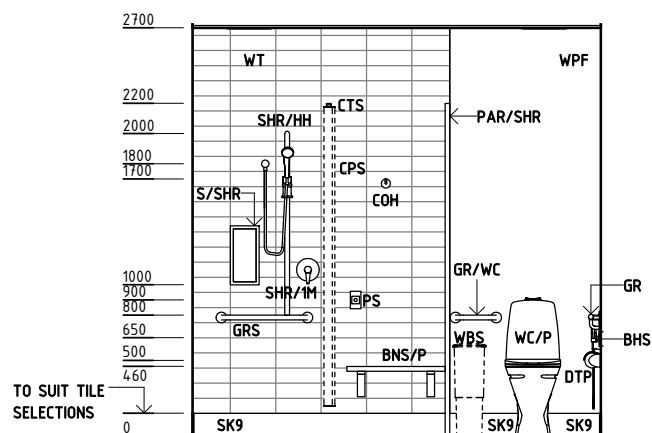
RLS Room Code **CHPT-12-I**
RDS Room Code **CHPT-12-I**

Abbreviations

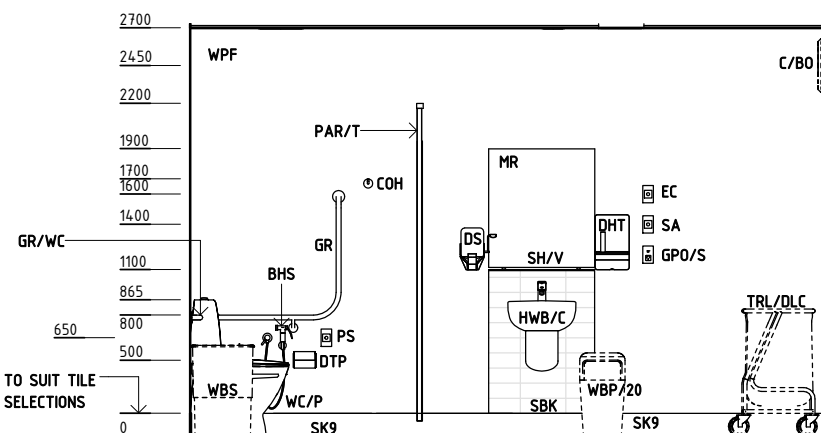
BHS	BIDET HANDSET
BNS	BENCH SEAT
BNS/P	BENCH: SEAT, PATIENT
BPT	BODY PROTECTED
C/BO	CLOCK: BATTERY OPERATED
COH	COAT HOOK
CPS	CURTAIN: PRIVACY SCREEN
CTS	CURTAIN TRACK, SHOWER
DHT	DISPENSER - HAND TOWEL
DS	DISPENSER - SOAP
DTP	DISPENSER - TOILET PAPER
EC	EMERGENCY CALL
FW	FLOOR WASTE
GPO/2	GENERAL POWER OUTLET - DOUBLE
GPO/S	GENERAL POWER OUTLET - SPECIAL
GR	GRAB RAIL
GR/WC	GRAB RAIL - WC
GRS	GRAB RAIL: SHOWER
HWB/C	HANDWASH BASIN 'TYPE C'
LK/2	LOCKER: 2 TIER
LK/4	LOCKER: 4 TIER
LS/R	LIGHT SWITCH - ROOM
MR	MIRROR
PAR/SHR	PARTITIONS: SHOWER
PAR/T	PARTITIONS: TOILET
PS	PATIENT TO STAFF CALL
S/SHR	SOAP AND SHAMPOO HOLDER, RECESSED
SA	STAFF ASSIST CALL
SBK	SPLASHBACK
SD	SMOKE DETECTOR
SH/V	SHELF: VANITY
SHR/1M	SHOWER - SINGLE MIXER
SHR/HH	SHOWER - HAND HELD SHOWER HEAD
TAP/1M	TAPWARE - SINGLE MIXER LEVER
TRL/DLC	TROLLEY: DIRTY LINEN CARRIER
TRL/G	TROLLEY: GOWNS
WBP/20	WASTE BIN - PAPER - 20 LITRE
WBS	WASTE BIN, SANITARY
WC/P	WATER CLOSET -PATIENT
SK9	TILE COVERED SKIRTING
WPF	WALL PAINT FINISH
WT	WALL TILE
T	TILE



PLAN



ELEVATION 1



ELEVATION 2

REV	DESCRIPTION	DATE	BY	REV	DESCRIPTION	DATE	BY	REV	DESCRIPTION	DATE	BY
1	FIRST ISSUE	02.10.2015	ASD								

iHFG Standard Components

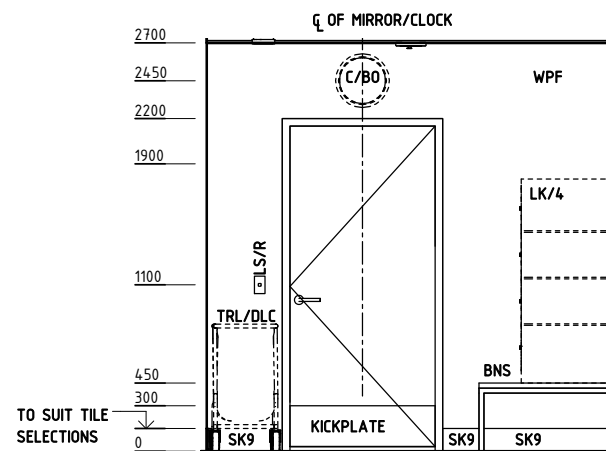
Room Layout Sheet

Room Name | Change Room - Patient (Male/Female), 12 m²

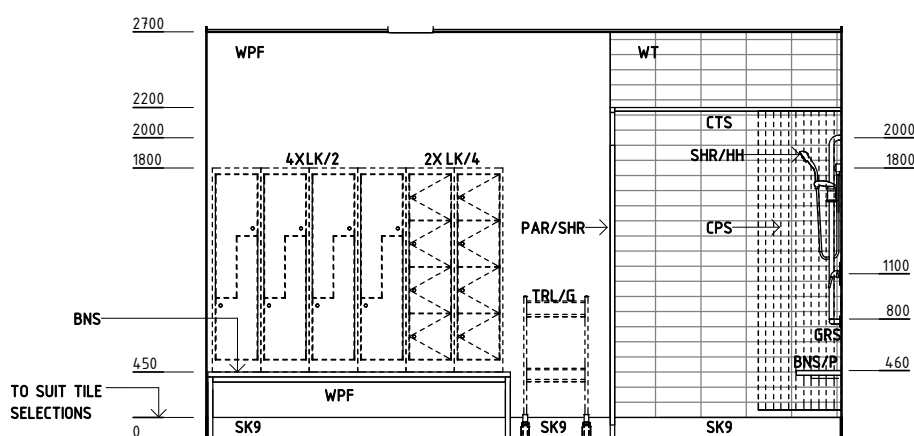
RLS Room Code CHPT-12-I
RDS Room Code CHPT-12-I

Abbreviations

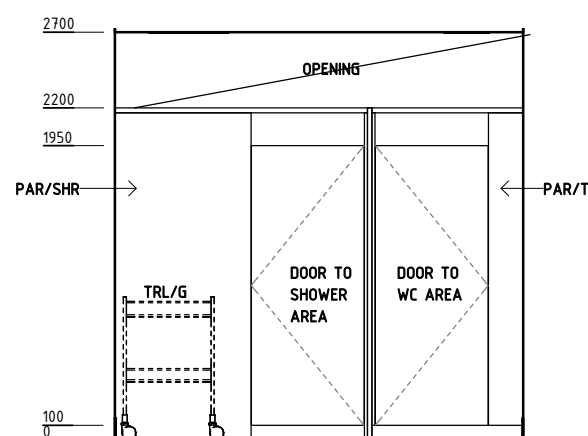
BHS	BIDET HANDSET
BNS	BENCH SEAT
BNS/P	BENCH: SEAT, PATIENT
BPT	BODY PROTECTED
C/BO	CLOCK: BATTERY OPERATED
COH	COAT HOOK
CPS	CURTAIN: PRIVACY SCREEN
CTS	CURTAIN TRACK, SHOWER
DHT	DISPENSER - HAND TOWEL
DS	DISPENSER - SOAP
DTP	DISPENSER - TOILET PAPER
EC	EMERGENCY CALL
FW	FLOOR WASTE
GPO/2	GENERAL POWER OUTLET - DOUBLE
GPO/S	GENERAL POWER OUTLET - SPECIAL
GR	GRAB RAIL
GR/WC	GRAB RAIL - WC
GRS	GRAB RAIL: SHOWER
HWB/C	HANDWASH BASIN 'TYPE C'
LK/2	LOCKER: 2 TIER
LK/4	LOCKER: 4 TIER
LS/R	LIGHT SWITCH - ROOM
MR	MIRROR
PAR/SHR	PARTITIONS: SHOWER
PAR/T	PARTITIONS: TOILET
PS	PATIENT TO STAFF CALL
S/SHR	SOAP AND SHAMPOO HOLDER, RECESSED
SA	STAFF ASSIST CALL
SBK	SPLASHBACK
SD	SMOKE DETECTOR
SH/V	SHELF: VANITY
SHR/IM	SHOWER - SINGLE MIXER
SHR/HH	SHOWER - HAND HELD SHOWER HEAD
TAP/IM	TAPWARE - SINGLE MIXER LEVER
TRL/DLC	TROLLEY: DIRTY LINEN CARRIER
TRL/G	TROLLEY: GOWNS
WBP/20	WASTE BIN - PAPER - 20 LITRE
WBS	WASTE BIN, SANITARY
WC/P	WATER CLOSET -PATIENT
SK9	TILE COVED SKIRTING
WPF	WALL PAINT FINISH
WT	WALL TILE
T	TILE



ELEVATION 3



ELEVATION 4



ELEVATION 5

REV	DESCRIPTION	DATE	BY	REV	DESCRIPTION	DATE	BY	REV	DESCRIPTION	DATE	BY
1	FIRST ISSUE	02.10.2015	ASD								

iHFG Standard Components

Room Layout Sheet

Room Name **Change Room - Patient (Male/Female), 12 m²**

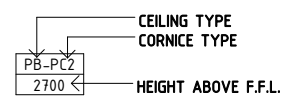
RLS Room Code **CHPT-12-I**
RDS Room Code **CHPT-12-I**

GENERAL NOTES:

THIS DRAWING TO BE READ IN CONJUNCTION WITH R.D.S. (ROOM DATA SHEETS) WHICH TAKES PRECEDENCE.

ALL SERVICES INDICATED ARE INDICATIVE AND SUBJECT TO DETAILED PROJECT SPECIFIC ENGINEERING DESIGN.

CEILING LEGEND:



WPT-PC4 | WATER RESISTANT, DROP IN TILES WITH POWDERCOAT
ALUMINIUM CORNICE, SHADOW LINE

TILE CEILING GRID (1200 x 600)

GRID LINE

ELECTRICAL LEGEND:

DL | DOWNLIGHT - RECESSED

L/DR | LIGHTING - DOWNLIGHT, RECESSED

L/GF | LIGHTING- GENERAL FLUORESCENT

MECHANICAL LEGEND:

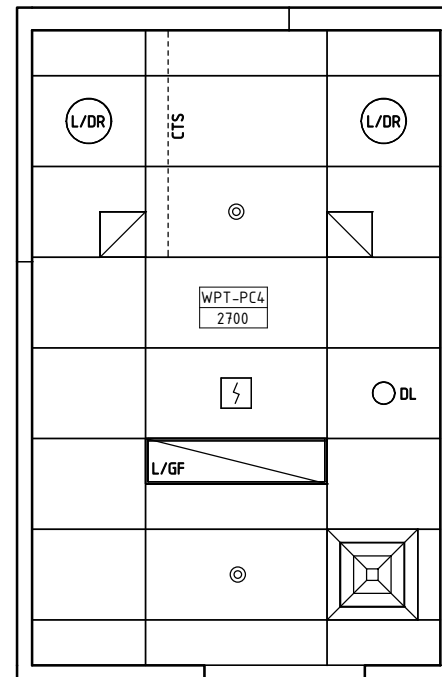
SUPPLY AIR GRILLE

EXHAUST

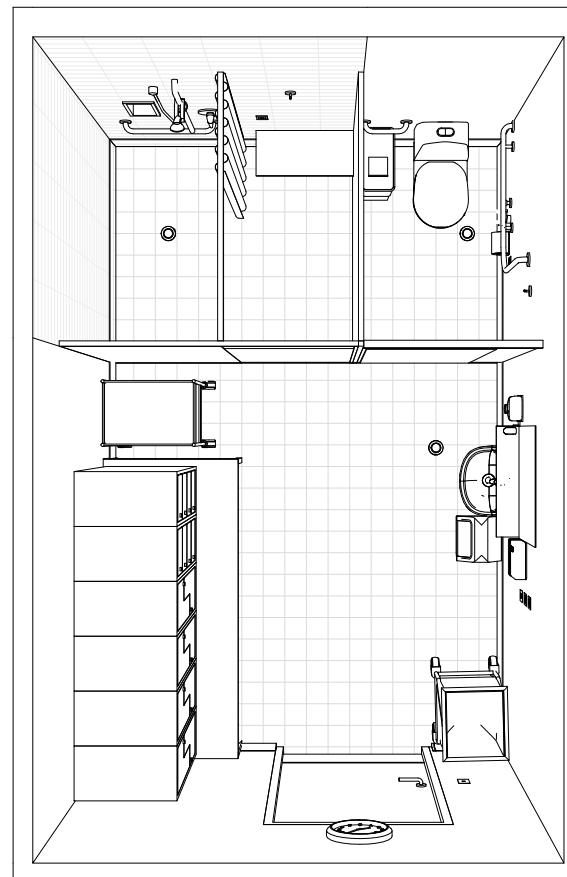
FIRE SERVICES LEGEND:

SMOKE DETECTOR

SPRINKLER



REFLECTED CEILING PLAN



PERSPECTIVE - PLAN VIEW

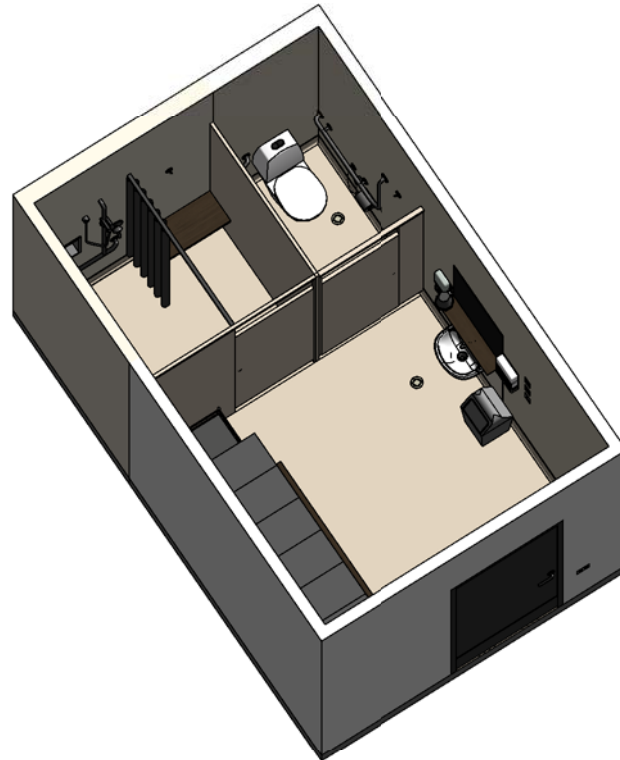
REV	DESCRIPTION	DATE	BY	REV	DESCRIPTION	DATE	BY	REV	DESCRIPTION	DATE	BY
1	FIRST ISSUE	02.10.2015	ASD								

iHFG Standard Components

Room Layout Sheet

Room Name | **Change Room - Patient (Male/Female), 12 m²**

RLS Room Code **CHPT-12-I**
RDS Room Code **CHPT-12-I**



ISOMETRIC VIEW 01



ISOMETRIC VIEW 02

REV	DESCRIPTION	DATE	BY	REV	DESCRIPTION	DATE	BY	REV	DESCRIPTION	DATE	BY
1	FIRST ISSUE	02.10.2015	ASD								

iHFG Standard Components

Room Layout Sheet

Room Name | **Change Room - Patient (Male/Female), 12 m²**

RLS Room Code **CHPT-12-I**
RDS Room Code **CHPT-12-I**



PERSPECTIVE 01



PERSPECTIVE 02



PERSPECTIVE 03



PERSPECTIVE 04

REV	DESCRIPTION	DATE	BY	REV	DESCRIPTION	DATE	BY	REV	DESCRIPTION	DATE	BY
1	FIRST ISSUE	02.10.2015	ASD								



The International Health Facility Guidelines recommends the use of HFBS “Health Facility Briefing System” to edit all room data sheet information for your project.

HFBS provides edit access to all iHFG standard rooms, and departments, and more than 100 custom report templates.

HFBS Health Facility Briefing System



Briefing Module

The Health Facility Briefing System (HFBS) has numerous modules available via annual subscription. It suits healthcare Architects, Medical Planners, Equipment Planners Project Managers and Health Authorities.

Use the HFBS Briefing Module to quickly drag in health facility departments or pre-configured room templates from the iHFG standard, edit the room features such as finishes, furniture, fittings, fixtures, medical equipment, engineering services. The system can print or download as PDF more than 100 custom reports including room data sheets, schedules, and more...

To learn more about the HFBS web-based Healthcare Briefing and Design Software and to obtain editable versions of the “Standard Components” including Room Data Sheets (RDS) and Room Layout Sheets (RLS) offered on the iHFG website, signup for HFBS using the link below.

Get Started Now:
hfbs.healthdesign.com.au

- ✓ iHFG Room Data Sheets and Departments are instantly editable in the HFBS software available online.
- ✓ You can access hundreds of report templates to print your iHFG room data in HFBS.
- ✓ HFBS has a onetime free 3 day trial available to all new users.

Get Started Now:
hfbs.healthdesign.com.au



HFBS

Health Facility Briefing System

hfbsinfo.com | techsupport@healthdesign.com.au