

# iHFG Standard Components

## Room Layout Sheet

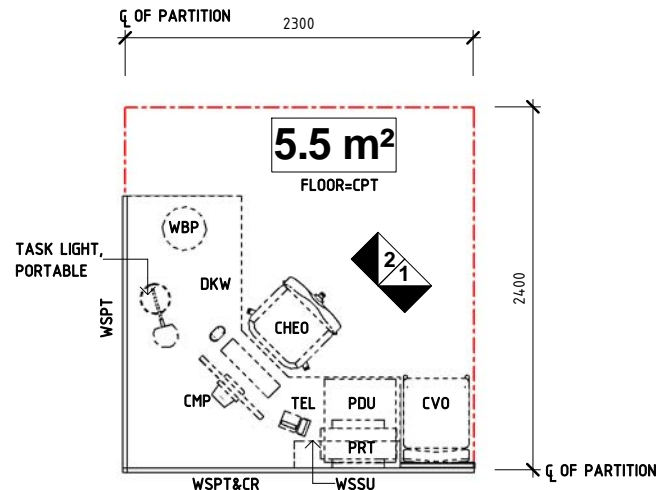
Room Name **Office - Workstation**

RLS Room Code **OFF-WS-I**  
RDS Room Code **OFF-WS-I**

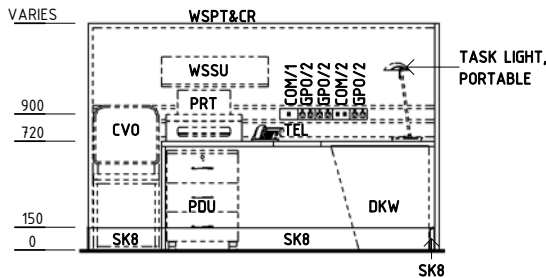
### Abbreviations

CHE0	CHAIR ERGONOMIC - OFFICE
CMP	COMPUTER: VISUAL DISPLAY UNIT AND KEYBOARD
COM/1	COMMUNICATION OUTLET - SINGLE
COM/2	COMMUNICATION OUTLET - DOUBLE
CVO	CHAIR: VISITOR, OFFICE
DKW	DESK: WORKSTATION
GPO/2	GENERAL POWER OUTLET - DOUBLE
PDU	PEDESTAL DRAWER UNIT, MOBILE
PRT	PRINTER
TEL	TELEPHONE
WBP	WASTE BIN, PAPER
WSPT	WORKSTATION: PARTITION
WSPT&CR	WORKSTATION: PARTITION WITH CABLE RAIL
WSSU	WORKSTATION: SHELVING UNIT
CPT	CARPET TILES
SK8	DUCTED SKIRTING

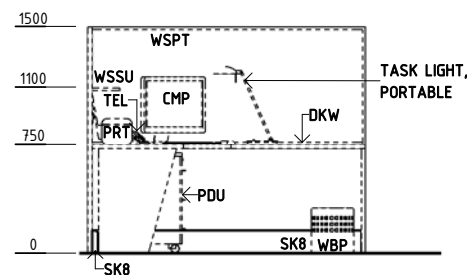
**NOTES:**  
1. WORKSTATION SYSTEM DESIGN MUST COMPLY WITH ANY LOCAL STANDARDS FOR SCREEN BASED WORKSTATION FURNITURE OR DESK FURNITURE  
2. COORDINATE WORKSTATION WITH ICT (INFORMATION & COMMUNICATION TECHNOLOGY) SYSTEM DESIGN AND EQUIPMENT SELECTIONS FOR EACH PROJECT



**PLAN**



**ELEVATION 1**



**ELEVATION 2**

REV	DESCRIPTION	DATE	BY	REV	DESCRIPTION	DATE	BY	REV	DESCRIPTION	DATE	BY
1	FIRST ISSUE #	08.01.2015	NB								

# iHFG Standard Components

## Room Layout Sheet

Room Name | Office - Workstation

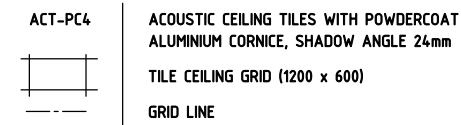
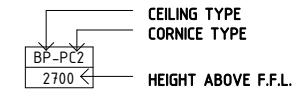
RLS Room Code OFF-WS-I  
RDS Room Code OFF-WS-I

### GENERAL NOTES:

THIS DRAWING TO BE READ IN CONJUNCTION WITH R.D.S. (ROOM DATA SHEETS) WHICH TAKES PRECEDENCE.

ALL SERVICES INDICATED ARE INDICATIVE AND SUBJECTED TO DETAILED PROJECT SPECIFIC ENGINEERING DESIGN.

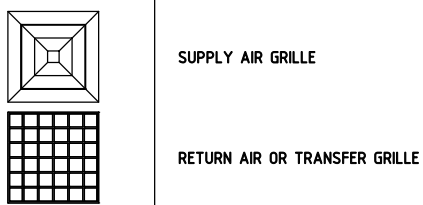
### CEILING LEGEND:



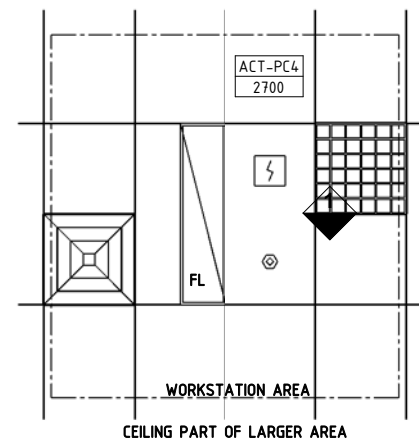

### ELECTRICAL LEGEND:



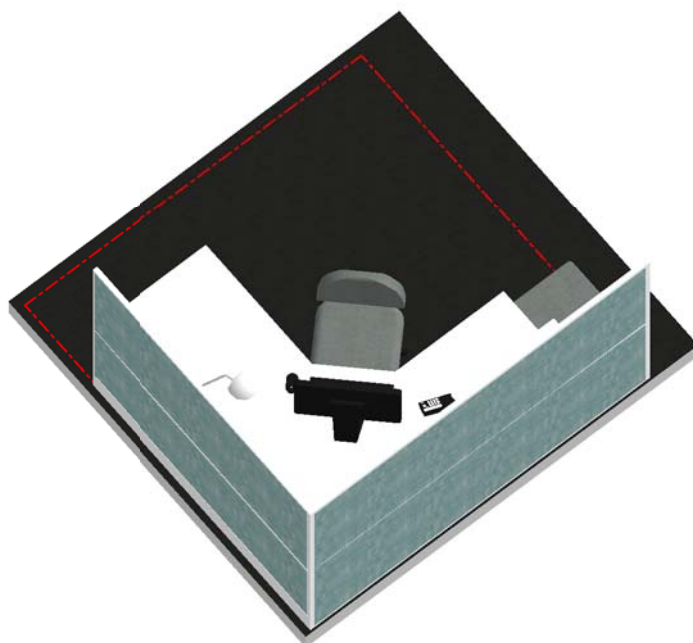
### MECHANICAL LEGEND:



### FIRE SERVICES LEGEND:



## REFLECTED CEILING PLAN



ISOMETRIC VIEW 01



ISOMETRIC VIEW 02

REV	DESCRIPTION	DATE	BY	REV	DESCRIPTION	DATE	BY	REV	DESCRIPTION	DATE	BY
1	FIRST ISSUE #	08.01.2015	NB								

# iHFG Standard Components

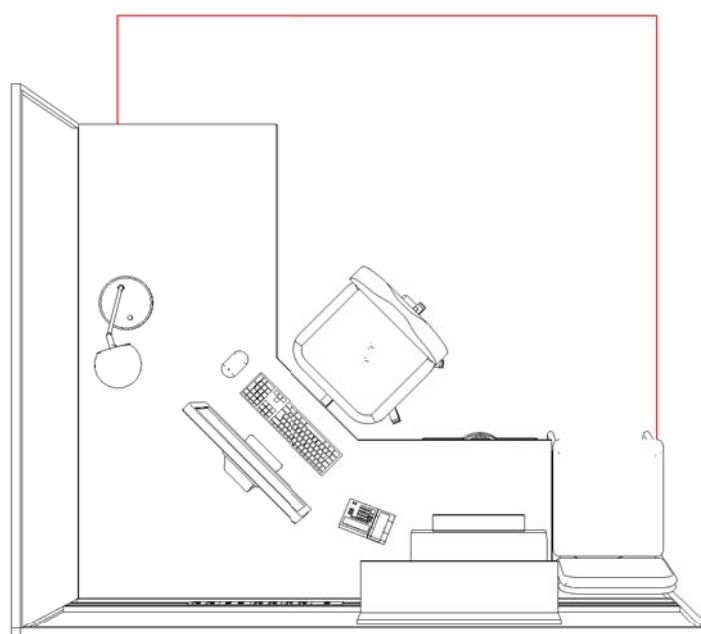
Room Layout Sheet

Room Name | Office - Workstation

RLS Room Code OFF-WS-I  
RDS Room Code OFF-WS-I



**PERSPECTIVE 01**



**PERSPECTIVE - PLAN VIEW**

REV	DESCRIPTION	DATE	BY	REV	DESCRIPTION	DATE	BY	REV	DESCRIPTION	DATE	BY
1	FIRST ISSUE #	08.01.2015	NB								



The International Health Facility Guidelines recommends the use of HFBS “Health Facility Briefing System” to edit all room data sheet information for your project.

HFBS provides edit access to all iHFG standard rooms, and departments, and more than 100 custom report templates.

## HFBS Health Facility Briefing System



### Briefing Module

The Health Facility Briefing System (HFBS) has numerous modules available via annual subscription. It suits healthcare Architects, Medical Planners, Equipment Planners Project Managers and Health Authorities.

Use the HFBS Briefing Module to quickly drag in health facility departments or pre-configured room templates from the iHFG standard, edit the room features such as finishes, furniture, fittings, fixtures, medical equipment, engineering services. The system can print or download as PDF more than 100 custom reports including room data sheets, schedules, and more...

To learn more about the HFBS web-based Healthcare Briefing and Design Software and to obtain editable versions of the “Standard Components” including Room Data Sheets (RDS) and Room Layout Sheets (RLS) offered on the iHFG website, signup for HFBS using the link below.

**Get Started Now:**  
[hfbs.healthdesign.com.au](http://hfbs.healthdesign.com.au)

- ✓ iHFG Room Data Sheets and Departments are instantly editable in the HFBS software available online.
- ✓ You can access hundreds of report templates to print your iHFG room data in HFBS.
- ✓ HFBS has a onetime free 3 day trial available to all new users.

**Get Started Now:**  
[hfbs.healthdesign.com.au](http://hfbs.healthdesign.com.au)



## HFBS

Health Facility Briefing System

[hfbsinfo.com](http://hfbsinfo.com) | [techsupport@healthdesign.com.au](mailto:techsupport@healthdesign.com.au)